

8443 Multi-Conductor - Audio, Control and Instrumentation Cable



Description:

22 AWG stranded (7x30) tinned copper conductors, conductors cabled, PVC insulation, PVC jacket.

Physical Characteristics (Overall)

Conductor

AWG:

# Conductors	AWG	Stranding	Conductor Material
3	22	7x30	TC - Tinned Copper

Insulation

Insulation Material:

Insulation Material	Wall Thickness (in.)
PVC - Polyvinyl Chloride	.010

Outer Shield

Outer Shield Material:

Outer Shield Material
Unshielded

Outer Jacket

Outer Jacket Material:

Outer Jacket Material	Nom. Wall Thickness (in.)
PVC - Polyvinyl Chloride	.032

Overall Cabling

Overall Cabling Lay Length & Direction:

Length (in.)
2.5

Overall Cabling Color Code Chart:

Color
Black
Red
Green

Overall Nominal Diameter: 0.172 in.

Mechanical Characteristics (Overall)

Operating Temperature Range:	-20°C To +80°C
UL Temperature Rating:	80°C (UL AWM Style 2576)
Bulk Cable Weight:	16.100 lbs/1000 ft.
Max. Recommended Pulling Tension:	27 lbs.
Min. Bend Radius (Install)/Minor Axis:	1.650 in.

Applicable Specifications and Agency Compliance (Overall)

Applicable Standards & Environmental Programs

NEC/(UL) Specification:	CMG
CEC/C(UL) Specification:	CMG

8443 Multi-Conductor - Audio, Control and Instrumentation Cable

AWM Specification:	UL Style 2576 (150 V 80°C)
CSA Specification:	FT4
EU CE Mark:	Yes
EU Directive 2000/53/EC (ELV):	Yes
EU Directive 2002/95/EC (RoHS):	Yes
EU RoHS Compliance Date (mm/dd/yyyy):	04/01/2005
EU Directive 2002/96/EC (WEEE):	Yes
EU Directive 2003/11/EC (BFR):	Yes
CA Prop 65 (CJ for Wire & Cable):	Yes
MII Order #39 (China RoHS):	Yes

Plenum/Non-Plenum

Plenum (Y/N):	No
----------------------	----

Electrical Characteristics (Overall)

Nom. Inductance:

Inductance (µH/ft)

.17

Nom. Capacitance Conductor to Conductor:

Capacitance (pF/ft)

34

Nom. Conductor DC Resistance:

DCR @ 20°C (Ohm/1000 ft)

15.6

Max. Operating Voltage - UL:

Voltage

150 V RMS (UL AWM Style 2576)

Max. Recommended Current:

Current

2.9 Amps per conductor @ 25°C

Put Ups and Colors:

Item #	Putup	Ship Weight	Color	Notes	Item Desc
8443 060U1000	1,000 FT	17.000 LB	CHROME		3 #22 PVC PVC
8443 060U500	500 FT	9.000 LB	CHROME		3 #22 PVC
8443 060100	100 FT	2.300 LB	CHROME		3 #22 PVC PVC
8443 0601000	1,000 FT	18.000 LB	CHROME	C	3 #22 PVC PVC
8443 060500	500 FT	9.000 LB	CHROME		3 #22 PVC PVC

Notes:

C = CRATE REEL PUT-UP.

Introduction

Belden® multi-conductor cables are manufactured in a wide variety of gage sizes, dimensions, insulation materials, shielding configurations, and jacketing materials including Plenum and High-Temperature versions. These cables meet the technical requirements of many different types of systems. In fact, Belden offers one of the broadest lines of UL Listed, NEC and CEC multi-conductor cables available from any single source.

Applications for multi-conductor cables include computers, communications, instrumentation, sound, control, audio, and data transmission. Each of these cables is designed to protect signal integrity under critical conditions by reducing hum, noise, and crosstalk.

To assist you in selecting the proper cable for your application, both the suggested working voltages and the maximum temperature ratings are indicated for each applicable product in this section.

Most of our multi-conductor cables are available from stock. Many of these are available off the shelf from distributors. If you have a new or unusual application or you cannot find a multi-conductor cable in this catalog section that meets your technical requirements, contact Technical Support at 1-800-BELDEN-1.

Multi-Conductor Cables Packaging

Belden's unique UnReel® cable dispenser is available for many of the multi-conductor products listed in this section. The letter "U" before the specified put-up length denotes UnReel packaging.

Selection Guide

Shielded Multi-Conductor Computer Cables for RS-232 Applications

Specifications		Cable Series*			
		9925	9608	9533	9939
Conductor Size: (AWG)	28				
	24	✓	✓	✓	
	22				✓
	20				
	18				
Page No.		4.18	4.17	4.11	4.19
Insulation:	S-R PVC		✓	✓	✓
	Polyethylene				
	Polypropylene				
	Datalene®†	✓			
Shield:	Overall Foil			✓	
	Drain Wire	✓		✓	
	Overall Foil/Braid	✓	✓		✓
	Braid Coverage	65%	65%		65%
Drain Wire Overall:		Yes	No	Yes	No
No. of Cond. Available:	1				
	2				
	3	✓	✓	✓	✓
	4	✓	✓	✓	✓
	5	✓	✓	✓	✓
	6	✓	✓	✓	✓
	7	✓	✓	✓	✓
	8	✓	✓	✓	✓
	9	✓	✓	✓	✓
	10	✓	✓	✓	✓
	11				
	12				
	13				
	15	✓	✓	✓	✓
	17				
	18				
	19				
	20			✓	
	25	✓	✓	✓	✓
	27				
30			✓		
31					
37	✓	✓		✓	
40			✓		
50		✓	✓	✓	
Capacitance ** (pF/ft.)		12.0	30.0	30.0	35.0

*All cables are UL-listed.

**Capacitance may vary on some cables.





† Foam high density polyethylene.

Unshielded









Audio, Control and Instrumentation Cables Non-Plenum

Description	Part No.	UL NEC/ C(UL) CEC Type	No. of Cond.	Color Code	Standard Lengths		Standard Unit Weight		Insulation Thickness		Jacket Thickness		Nominal OD	
					Ft.	m	Lbs.	kg	Inch	mm	Inch	mm	Inch	mm

22 AWG Solid Bare Copper Conductors • Conductors Cabled

Polyethylene Insulation • Rose Gray PVC Jacket														
	8795 UL AWM Style 2092 (300V 60°C)	NEC: CM CEC: CM	2	Red, Green	U-500	U-152.4	10.0	4.5	.018	.46	.022	.56	.168	4.27
					U-1000	U-304.8	19.0	8.6						
					1000	304.8	17.0	7.8						
	8794 UL AWM Style 2093 (300V 60°C)	NEC: CM	3	Green, Red, Yellow	U-1000	U-304.8	22.0	10.0	.018	.46	.022	.56	.178	4.52
					1000	304.8	21.0	9.6						
	9794 UL AWM Style 2094 (300V 60°C)	NEC: MP, CM	4	Green, Red, Yellow, Black	U-500	U-152.4	14.0	6.4	.018	.46	.025	.64	.200	5.08
					U-1000	U-304.8	26.0	11.8						
					1000	304.8	25.0	11.4						
	1242A UL AWM Style 2094 (300V 60°C)	NEC: CM CEC: CM	4	Green, Red, Yellow, Black	U-1000	U-304.8	16.0	7.2	.018	.46	.025	.64	.154	3.91

22 AWG Stranded (7x30) Tinned Copper Conductors • Conductors Cabled

PVC Insulation • Chrome PVC Jacket														
	8442*	NEC: CMG CEC: CMG FT4	2	Black, Red	100	30.5	2.4	1.1	.015	.38	.025	.64	.170	4.32
					U-500	U-152.4	8.0	3.7						
					500	152.4	7.5	3.4						
					U-1000	U-304.8	15.0	6.8						
					1000	304.8	15.0	6.8						
*Twisted pair					10000 [†]	3048.0	150.0	68.2						
	8443 UL AWM Style 2576 (150V 80°C)	NEC: CMG CEC: CMG FT4	3	Black, Red, Green	100	30.5	2.7	1.2	.010	.25	.032	.81	.172	4.37
					U-500	U-152.4	9.5	4.3						
					500	152.4	9.5	4.3						
					U-1000	U-304.8	18.0	8.2						
					1000	304.8	18.0	8.2						
	8444	NEC: CMG CEC: CMG FT4	4	See Chart 1 (Tech Info Section)	100	30.5	3.1	1.4	.010	.25	.032	.81	.185	4.70
					U-500	U-152.4	11.5	5.2						
					500	152.4	11.5	5.2						
					U-1000	U-304.8	22.0	10.0						
					1000	304.8	23.0	10.5						
	8445	NEC: CMG CEC: CMG FT4	5	See Chart 1 (Tech Info Section)	100	30.5	3.5	1.6	.010	.25	.032	.81	.194	4.93
					U-500	U-152.4	13.5	6.1						
					500	152.4	13.5	6.1						
					U-1000	U-304.8	25.0	11.4						
					1000	304.8	26.0	11.8						
	9430	NEC: CMG CEC: CMG FT4	7	See Chart 1 (Tech Info Section)	U-500	U-152.4	17.0	7.7	.010	.25	.032	.81	.214	5.44
					500	152.4	17.0	7.7						
					U-1000	U-304.8	32.0	14.5						
					1000	304.8	34.0	15.9						
	9421	NEC: CMG CEC: CMG FT4	8	See Chart 1 (Tech Info Section)	100	30.5	4.2	1.9	.010	.25	.032	.81	.229	5.82
					U-500	U-152.4	19.0	8.7						
					500	152.4	18.5	8.4						
					U-1000	U-304.8	36.0	16.3						
					1000	304.8	38.0	17.2						
	9423	NEC: CMG CEC: CMG FT4	9	See Chart 1 (Tech Info Section)	100	30.5	4.7	2.1	.010	.25	.032	.81	.244	6.20
					U-500	U-152.4	21.0	9.6						
					500	152.4	21.5	9.8						
					U-1000	U-304.8	41.0	18.6						
					1000	304.8	43.0	19.5						
	8456	NEC: CMG CEC: CMG FT4	10	See Chart 1 (Tech Info Section)	100	30.5	5.0	2.3	.010	.25	.032	.81	.264	6.71
					U-500	U-152.4	22.5	10.2						
					500	152.4	23.0	10.5						
					U-1000	U-304.8	44.0	20.0						
					1000	304.8	46.0	20.9						

[†]Final put-up may vary -10% to +20%. May contain two pieces, minimum length of any one piece is 1500 ft.